

Cyto Paths

A Communication of the International Academy of Cytology
A Supplement to *Acta Cytologica*
September–October 2009 • Volume 53, Number 5

Marluce Bibbo, M.D., Sc.D., F.I.A.C., Editor

VIIth Romanian Society of Cytology Symposium on Clinical Cytology

Volker Schneider, M.D, F.I.A.C.
Jasy, Romania, June 27–July 1, 2009

The Romanian Society of Cytology held its VIIth Symposium on Clinical Cytology in Jasy, the main city of the northeastern part of the country, at the local university from June 27 to July 1, 2009. More than 80 members convened for an intense course on all aspects of cytology. Foreign guests and instructors included Dr. Jerzy Klijanienko of Paris, France, who focused on fine needle aspiration of the breast, Dr. Volker Schneider

of Freiburg, Germany, who presented workshops on cervical cytology, and Dr. Alain Verhest, current President of the International Academy of Cytology. There were several research papers by members of the Romanian Society.

This symposium is by now well established, having been held regularly since 1994, and represents an important venue for the society and its members to stay in touch and exchange views.



Highlights

- Dr. Azat I. Shibanova
- Dr. Fernando Schmitt
- Dr. Clarice Ferreira



Officers and members of the Romanian Society of Clinical Cytology (from left to right): Marius Dumitrescu, Teodora Vladescu, M.I.A.C., Doina Butcovan, Luminita Tasca, M.I.A.C.(em), Cristina Anton, Sergiu Telean, M.I.A.C., Volker Schneider, F.I.A.C., and Maria S. Mihailovici. Missing: Faculty members Jerzy Klijanienko, M.I.A.C. and Alain Verhest, F.I.A.C.

IAC Websites

www.cytology-iac.org
www.acta-cytol.com
www.aqch.com
www.cytology-tutorial.com

The 3rd Iranian Congress of Cytology

Mansour Mehzad, M.D., F.I.A.C.

The 3rd Iranian Congress of Cytology was held May 5–7, 2009, at the University of Isfahan, Iran. This congress was organized by the Iranian Society of Clinical Cytology (ISCC). Ninety-five pathologists and cytotechnologists from all parts of Iran participated in this meeting. Two prominent scientists from Europe, Prof. Luigi Di Bonito and Prof. Wlodzimierz Tadeuz Olszewski, were invited by the ISCC and attended the congress. Lectures and interesting case presentations as well as 4 slide seminars and 3 microscopic workshops were among the congress events.

Prof. Di Bonito lectured on the cytology of effusions and breast cytology and

gave a workshop on effusion cytology. Prof. Olszewski gave a lecture and a microscopic workshop on pulmonary cytology. They each presented 2 interesting cytology case records at the end of the congress. A cervicovaginal cytology workshop was organized and directed by the president of the society and congress, Prof. Mansour Mehzad. At the end of the meeting an award program was organized in which Prof. Di Bonito and Prof. Olszewski were elected as Honorary Members of the ISCC. On the whole the congress programs were successful. After returning home, our European guests gave their viewpoints of the meeting, a part of which can be seen on the ISCC website: www.Irancytology.org.



Members and participants of the 3rd Iranian Congress of Cytology.

Association of Clinical Cytologists of the Republic of Kazakhstan: 16 years

Azat I. Shibanova, M.D., M.I.A.C.

The Association of Clinical Cytologists (ACC) of the Republic of Kazakhstan was established in April of 1993. The same year it became a member of the International Academy of Cytology. This public organization unites specialists with the University and the specialized medical school education working in the field of clinical cytology. Today there are more than 100 dedicated members of the association.



The Emblem of the ACC of the Republic of Kazakhstan.

The ACC of the Republic of Kazakhstan builds its activity on the principles of collaboration with all interested organizations. The primary aim of the association is to improve the population's health by increasing effectiveness of examinations using the clinical cytology methods and enhancing the prestige of the cytologist's profession. The members of the association do scientific research, teach and train the specialists in clinical cytology and work with the public. The Laboratory of Tumor Cytology of Kazakh Research Institute of Oncology and Radiology is used as a base for training

the specialists in clinical cytology voluntarily and free.

The ACC of Kazakhstan cooperates with cytopathologists from the USA, Russia, Japan and other countries. The cytologists study in Kazakhstan as well as abroad. The activity of the ACC of Kazakhstan includes conducting seminars and conferences and publishing methodological recommendations. The seminars for cytologists, laboratory workers and adjacent specialists are conducted annually. From April 29–30, 2008, the Kazakhstan Research and Practical Conference, under the name "The Cytological Method in Diagnostics of Cervical Carcinoma," was held with participation of the scientists from Russia.

In total, during its activity the association held 7 research and practical conferences and published 15 methodological guidances and educational supplies for practicing doctors.

The objectives of the association are directed at improving the level of specialists by developing research and studies and attracting new technology, which besides visual assessment of cytologic indices, also includes various structural and functional, morphometric and immunocytochemical parameters that are necessary in diagnostics, prognosis and evaluation of effectiveness of treatment of diseases. As a result of the association members' scientific works, original data has been presented in 9 dissertations for Candidate of Medical Science (M.S.), 2 dissertations for Doctor of Medicine (M.D.) and in numerous other publications.




Active members of the ACC of Kazakhstan (from left to right: N. S. Kubasheva, Candidate of Medical Science (MS); R. G. Kozbagarova, Candidate of MS; T. A. Zharihina, Cytologist of higher category; A. M. Aisarova, Candidate of MS; A. I. Shibanova, Professor, M.D., President of the ACC of Kazakhstan, Almaty; B. H. Kabiyeva, Laboratory Cytologist of higher category; M. T. Smolyar, Cytologist of higher category; T. Zh. Turmuhanov, Cytologist of higher category).



Prof. Shuichi Yamashita is training cytopathologists in Semipalatinsk, Kazakhstan, 2003.



Members of the ACC of Kazakhstan are being tested in Sendai, Japan, 2007: T. Takada, Examiner-Cytotechnologist (standing); G. Alipov and Zh. Yeleubaeva, Cytologists (sitting).



Participants of the Kazakhstan conference “Cytological Method in Diagnostics of Cervical Carcinoma,” Almaty, Kazakhstan, 2008.



Participants of the conference enjoying a break.

In Memoriam: Dr. Clarice do Amaral Ferreira

Dr. Norma Império, Brazilian Society of Cytopathology

Dr. Clarice do Amaral Ferreira, a Brazilian and a world famous cytopathologist, passed away May 9, 2009, in Rio de Janeiro. Everyone around her called her “Dr. Clarice” in order to make clear the respect and admiration they had for this master with such important connections to the Brazilian and international cytopathology worlds. Her professional pathway was characterized by scientific quality, aggregation capacity, availability and dedication to the art of cytopathology.


Graduated by the old Brazil University, current Federal University of Rio de Janeiro in the year 1940, her interest in cytopathology started in 1944 in the laboratory of the Gynecological Clinic, where she was responsible for hormonal assays and colpocytology tests. In 1946 she became full professor in Gynecology, therefore she continued to keep the focus in cytopathology, spreading her cytological knowledge through publications, lectures, conferences and courses in Brazil and other countries. It was her main goal to show the value of cytopathology in the prevention of cervical cancer to pathologists. She published 2 editions of the book entitled *Colpocytology*. She was the founder of the Brazilian Society of Cytology (SBC) in 1956, becoming its president from 1960 to 1962. She was also one of the founders of the International Academy of Cytology (IAC) in 1957, becoming its president from 1965 to 1968. Furthermore, she was one of the founders of the Latin-American Society of Cytology in 1961, member of the Executive Committee of the IAC from 1957 to 1959, organizer and president of

the 1st and 2nd Brazilian Symposia of Cytology—1958 and 1960, special guest of the VIIIth Annual Meeting of Cytology of the International Society of Cytology in Detroit, vice-president of the 1st International Congress of Cytology—Vienna 1961, president of honor of the 1st Brazilian Congress of Cytology—1968, and president of the 2nd International Congress of Cytology. Due to her constant dedication and tireless work in the dissemination of cytopathology, she received the title of Honorary Fellow of the Argentine and Latin-American Societies of Cytology.



Dr. Clarice do Amaral Ferreira

In the process of restructuring of the SBC in 1982, she was its first General Secretary, contributing in a decisive way to its organization and consolidation. An assumed workaholic, she actively contributed to the SBC until the end of her life. But most of all, she was a happy and kind person, elegant and an excellent host, and made it her habit to please everyone that she met along the road of life. As Prof. Nísio Marcondes Fonseca, another important Brazilian cytopathologist used to say, “Dr. Clarice is an example to follow. To be like her, that's impossible!”



Light Source

Fernando Schmitt, M.D, Ph.D., F.I.A.C., is a Professor of Pathology at the University of Porto, Portugal, and serves as the Medical Director of the Unit of Pathology at the Institute of Pathology and Immunology of Porto University (IPATIMUP). He was born in Santa Maria, Brazil, in 1959 and received his medical degree from the University of Santa Maria (Brazil) in 1983. Fernando served his pathology residency at the Medical Faculty of Botucatu, São Paulo, and performed a fellowship in Clinical Cytology at Karolinska Medical Hospital, Stockholm, under the supervision of Torsten Lowhagen and Lambert Skoog. Returning to Brazil, he developed an aspiration clinic at University Hospital in Botucatu and earned his Ph.D. in Pathology in 1990.



Fernando Schmitt, M.D, Ph.D., F.I.A.C.

After 10 years at the University of São Paulo, Fernando moved to Portugal in 1993. He established a research group in breast pathology and an FNA service at IPATIMUP. As Director of the Unit of Pathology he prepared the unit to receive CAP accreditation, making it the only anatomic pathology laboratory accredited by the College of American Pathologists in the Iberian peninsula.

Dr. Schmitt holds 11 national and international society memberships, including FIAC obtained after examination in 2006.

Dr. Schmitt has authored more than

300 papers in peer-reviewed journals and 14 book chapters and has presented widely on cytologic subjects. He serves as Associate Editor of *Diagnostic Cytopathology* and belongs on the editorial board for a number of journals (*Acta Cytologica*, *Breast Cancer Research*, *Cytopathology*, *Journal of Clinical Pathology*, *Pathology Research and Practice*, *Virchows Archives*). Dr. Schmitt has served on various national and

international committees of pathology and cytology societies. He was chairman of the Working Group of Cytopathology of the European Society of Pathology (ESP) for 6 years, past-president of the Portuguese Society of Cytology for 4 years and scientific director of the Brazilian Society of Cytology for 4 years. He is a member of the International Academy of

Cytology (IAC) executive council, Executive Committee of the ESP and of 3 Scientific Committees of the IAC and 1 of the European Federation of Cytology Societies (EFCS). Dr. Schmitt is President of the EFCS and of the 35th European Congress of Cytology held in Lisbon in September 2009. He organized several slide seminars, courses and other activities related to cytology and breast pathology for the last European congresses of Pathology and Cytology. Teaching medical students, research in breast pathology and diagnostic FNA are his favorite activities at this time.

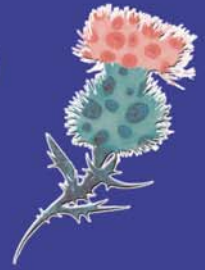
EDINBURGH 2010

17th International Congress of Cytology



16th – 20th May 2010

Edinburgh International Conference Centre

www.cytology2010.com



b SCC
British Society for Cellular Cytology



Cytology 2010 Congress Secretariat

Meeting Makers, Jordanhill Campus

76 Southbrae Drive, Glasgow, UK, G13 1PP

Tel.: +44 (0)141 434 1500

Fax: +44 (0)141 434 1514

Email: cytology2010@meetingmakers.co.uk